

#### ABBREVIATIONS

EA: Exhaust Air to outside  
 OA: Outside Air intake  
 RA: Room Air to be exhausted  
 FA: Fresh Air to inside

#### INSTALLATION ORIENTATION

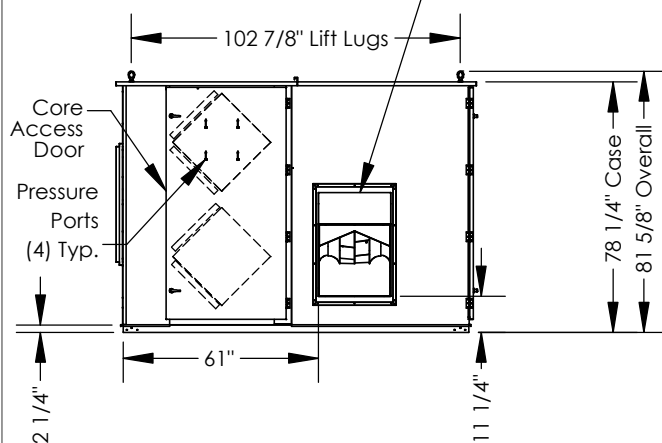
Unit must be installed in orientation shown.

#### NOTE

1. UNLESS OTHERWISE SPECIFIED, DIMENSIONS ARE ROUNDED TO THE NEAREST EIGHTH OF AN INCH.

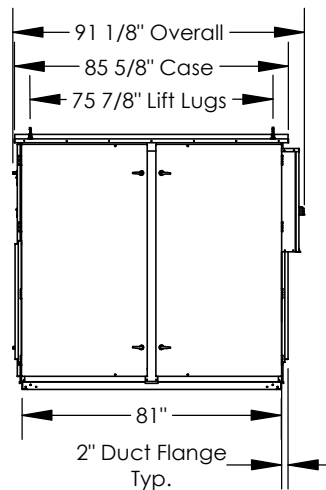
2. SPECIFICATIONS MAY BE SUBJECT TO CHANGE WITHOUT NOTICE.

FA Blower Outlet is 22 5/8" x 32 3/8". Blower can be flipped in opening. 24"X36" Duct Receiving Flange is also supplied. Field install only in location shown.



LEFT VIEW

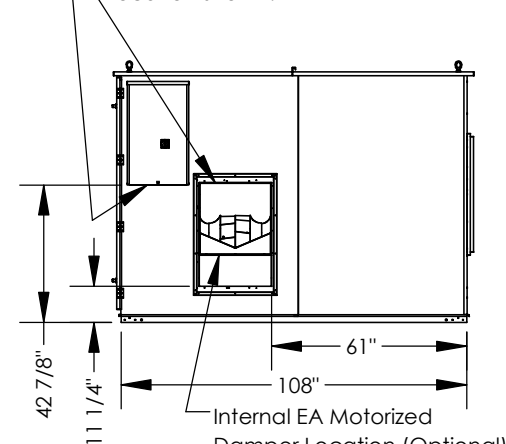
TOP VIEW



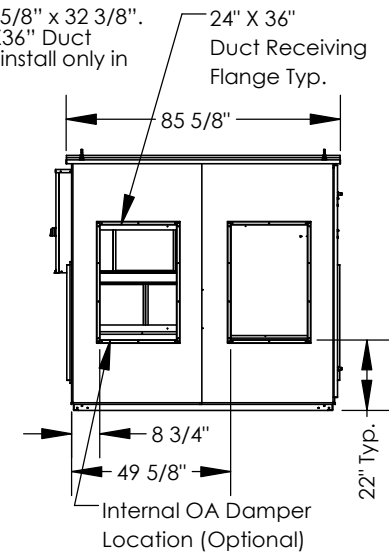
FRONT VIEW

Power and Control Wiring Entries 7/8" Dia.

INDOOR UNITS: EA BLOWER Outlet is 22 5/8" x 32 3/8". Blower can be flipped in opening. 24"X36" Duct Receiving Flange is also supplied. Field install only in location shown.



RIGHT VIEW



BACK VIEW