

ABBREVIATIONS

EA: Exhaust Air to outside
 OA: Outside Air intake
 RA: Room Air to be exhausted
 FA: Fresh Air to inside

INSTALLATION ORIENTATION

Unit must be installed in orientation shown.

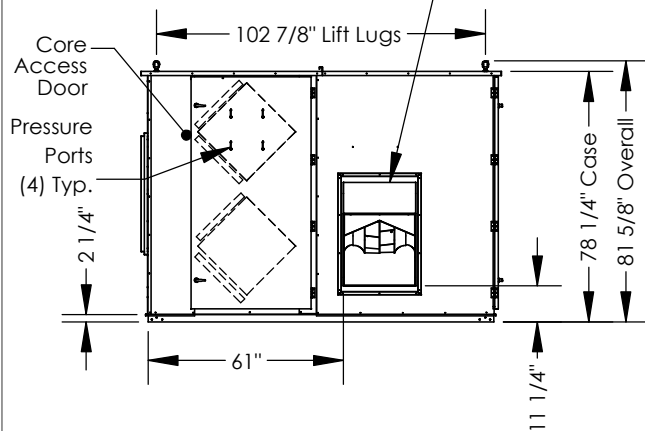
NOTE

1. UNLESS OTHERWISE SPECIFIED, DIMENSIONS ARE ROUNDED TO THE NEAREST EIGHTH OF AN INCH.

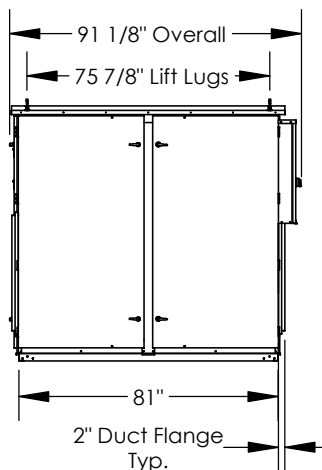
2. SPECIFICATIONS MAY BE SUBJECT TO CHANGE WITHOUT NOTICE.

TOP VIEW

FA Blower Outlet is 22 5/8" x 32 3/8". Blower can be flipped in opening. 24"X36" Duct Receiving Flange is also supplied. Field install only in location shown.



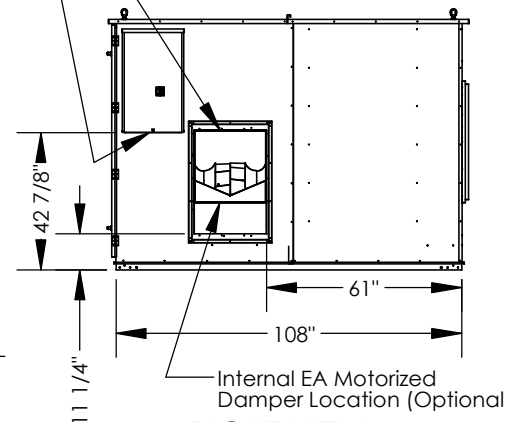
LEFT VIEW



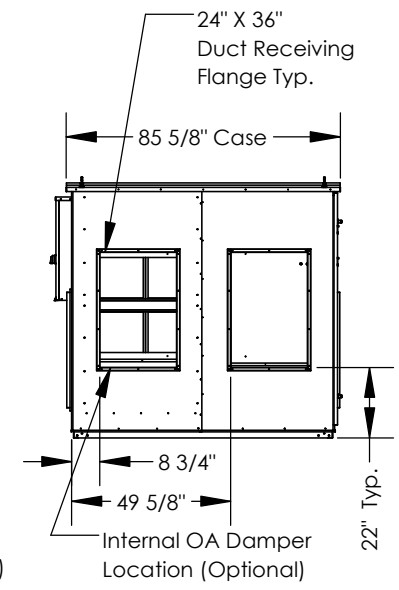
FRONT VIEW

Power and Control Wiring Entries 7/8" Dia.

INDOOR UNITS: EA BLOWER Outlet is 22 5/8" x 32 3/8". Blower can be flipped in opening. 24"X36" Duct Receiving Flange is also supplied. Field install only in location shown.



RIGHT VIEW



BACK VIEW